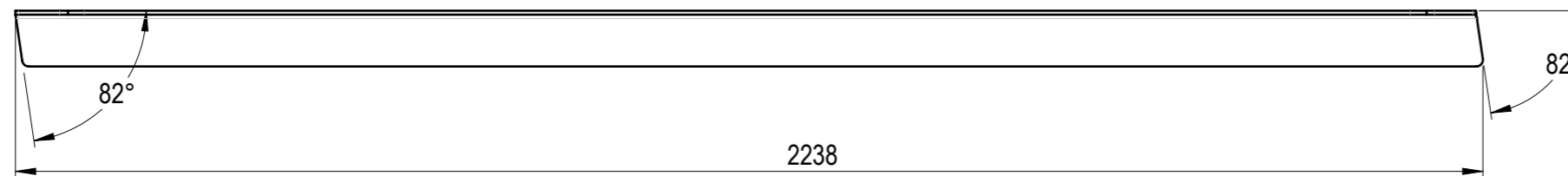
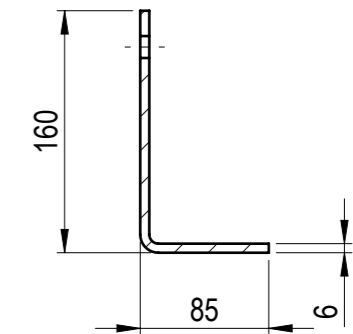
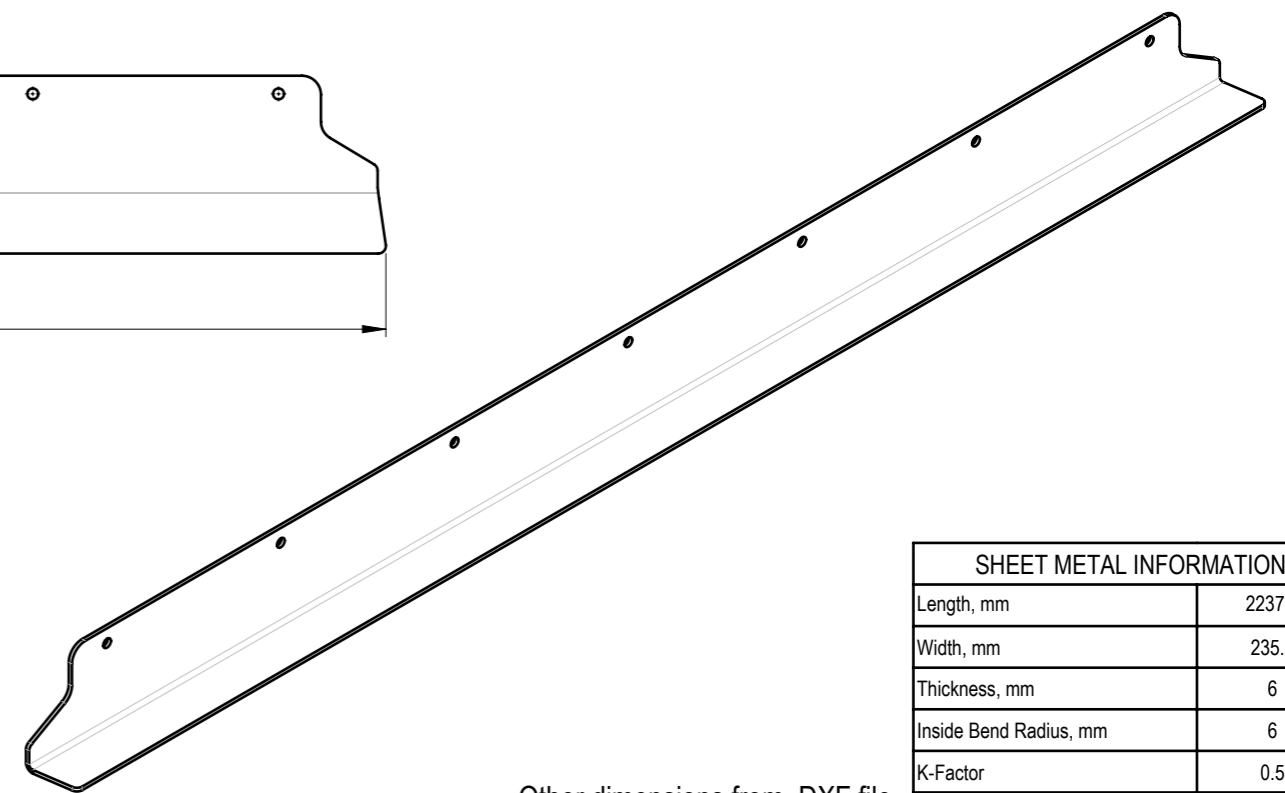
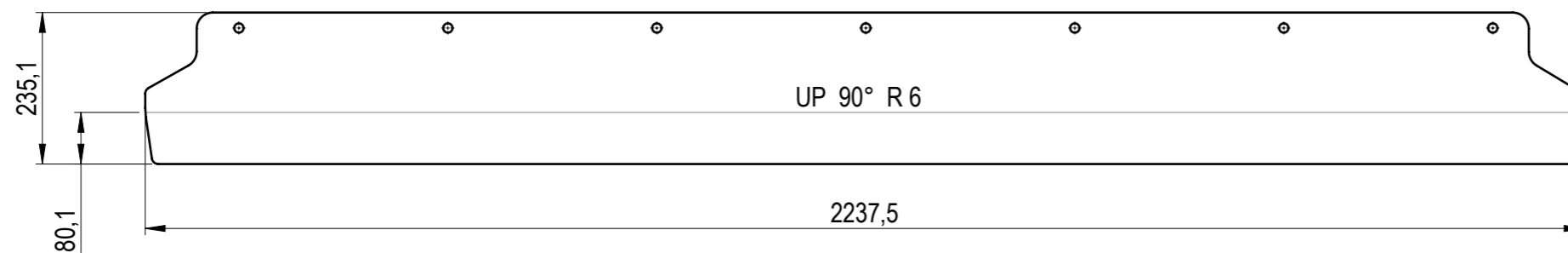


A-A
SCALE: 1 : 5



Flat Pattern view
SCALE: 1:10



Other dimensions from .DXF file.

SHEET METAL INFORMATION	
Length, mm	2237.5
Width, mm	235.1
Thickness, mm	6
Inside Bend Radius, mm	6
K-Factor	0.5
No. of Bends	1

	MATERIAL	WEIGHT	DEBURR AND BREAK SHARP EDGES		REVISION	DATE
	S355J2	23.733 Kg	DO NOT SCALE DRAWING			09.07.2025
	SURFACE PROTECTION	MACHINING	THERMAL CUTTING	WELDING	SCALE	FORMAT
	HDG EN ISO 1461	ISO 2768 mK	ISO 9013 221	ISO 13920 BF	1:10	A3
	NAME	SIGNATURE	PART NO.			
Designed by	A. Menkins		105-30700-03			
Drawn by	E. Kriviss		DESCRIPTION			
Technical ref.			Floor bracket 3			SHEET 1/1